



**Filename:** LD4-EW09W20-3036-WH-UNV-010 - Lorna

**Manufacturer:** KUZCO LIGHTING

**Luminaire:** WALL SCONCE

**Luminaire Cat:** Lorna - LD4-EW09W20-3036-WH-UNV-010 - Lorna

**Lamp:** DC LED Module

**Lamp Cat:** DC LED Module

**Ballast Desc:** DC LED Module

**Ballast Cat:** DC LED Module

**Lamp Output:** Total luminaire Lumens: 1976.3

**Max Candela:** 4,458.4 at Horizontal: 0°, Vertical: 7.5°

**Input Wattage:** 19.9

**Luminous Opening:** Rectangle (L: 4.57", W: 10")

**Test:** 3754--25

**Test Date:** 16 October 2025

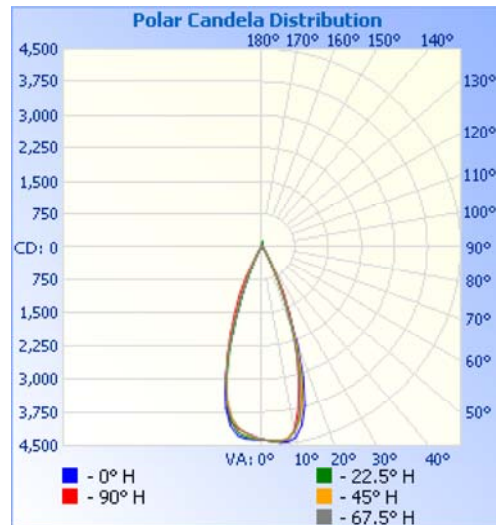
**Test Lab:** EVERFINE

**Photometry :** Type C

**CIE Class:** Direct

**Cutoff Class:** Noncutoff

**Nema Type:** 4 X 4


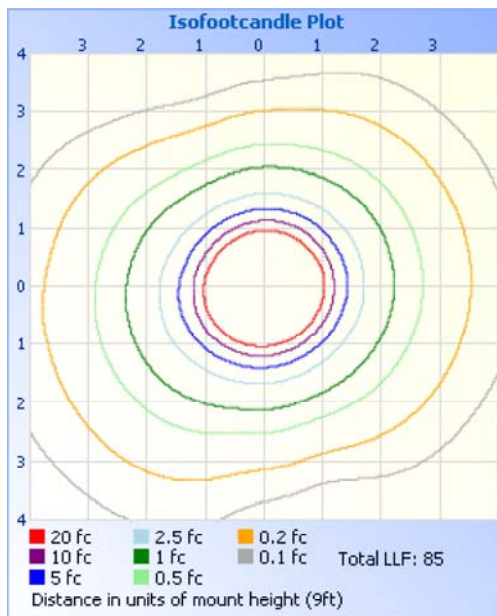


#### Zonal Lumen Summary

Zone	Lumens	% Luminaire
0-30	1,757.8	88.9%
0-40	1,869.5	94.6%
0-60	1,936.6	98%
60-90	28.3	1.4%
70-100	15.9	0.8%
90-120	1.2	0.1%
0-90	1,964.9	99.4%
90-180	11.4	0.6%
0-180	1,976.3	100%

#### Lumens Per Zone

Zone	Lumens	% Total	Zone	Lumens	% Total
0-10	409.4	20.7%	90-100	1.2	0.1%
10-20	887.8	44.9%	100-110	0.0	0%
20-30	460.7	23.3%	110-120	0.0	0%
30-40	111.7	5.7%	120-130	0.0	0%
40-50	45.5	2.3%	130-140	0.2	0%
50-60	21.6	1.1%	140-150	0.6	0%
60-70	13.5	0.7%	150-160	2.6	0.1%
70-80	8.7	0.4%	160-170	5.2	0.3%
80-90	6.1	0.3%	170-180	1.7	0.1%



Photometrics Pro 1.3.29 copyright 2003-2025 by jSolutions, Inc.

Reported data calculated from manufacturer's data file, based on IES recommended methods.